

PERRIS ELEMENTARY SCHOOL DISTRICT

2006 & 2014 General Obligation Bond Authorizations

Measures S & C



**Citizens' Oversight
Committee Report**

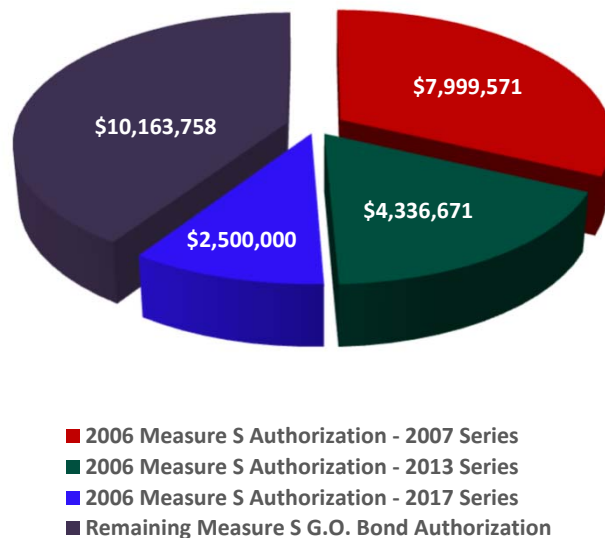
March 1, 2018

2006 GENERAL OBLIGATION BOND ELECTION

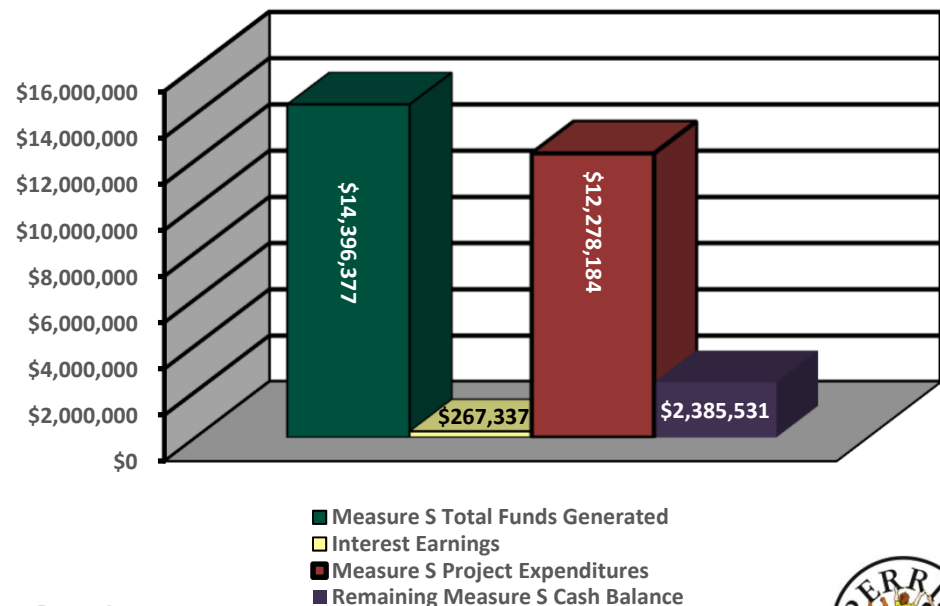
2006 Measure S Overview

On November 7, 2006, the voters of the Perris Elementary School District (the "District") authorized **Measure S** under the Proposition 39 statutes. Measure S authorized the issuance of \$25 million in General Obligation Bonds (the "Bonds"). The net proceeds of the Bonds are intended to be used to finance the acquisition, construction, modernization, furnishing and equipping of school facilities including making health and safety repairs to classrooms and restrooms, adding classrooms and school facilities to relieve overcrowding, removing hazardous materials such as asbestos, upgrading school libraries, repairing leaking roofs and plumbing, upgrading electrical systems, computers and educational technology, and making other school improvements.

\$25,000,000 Measure S Breakdown



Measure S GO Bonds Balances

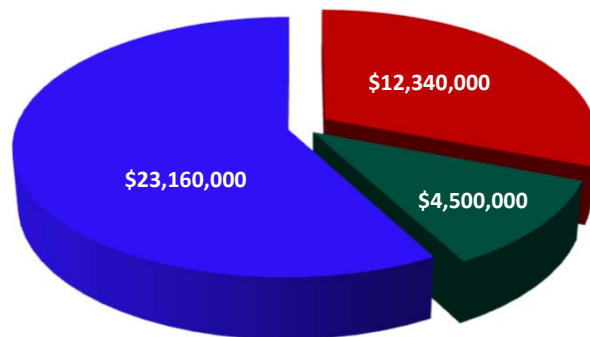


2014 GENERAL OBLIGATION BOND ELECTION

2014 Measure C Overview

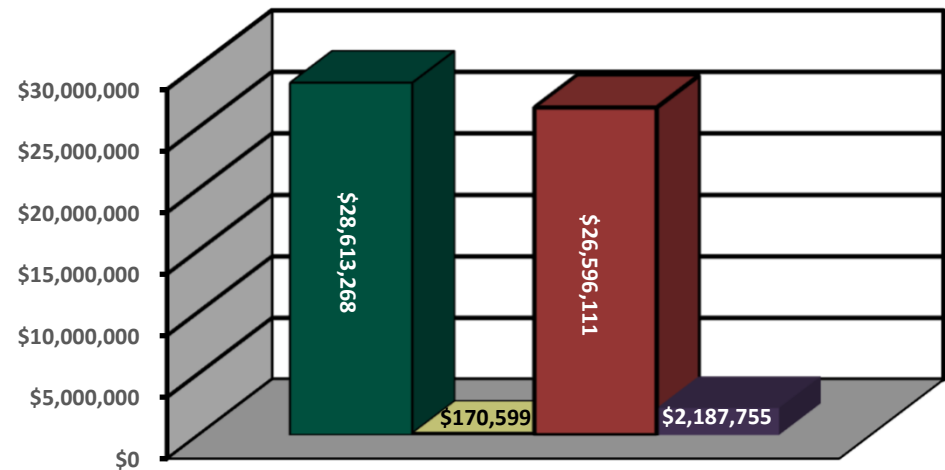
On June 3, 2014, the voters of the Perris Elementary School District (the "District") authorized **Measure C** under the Proposition 39 statutes. Measure C authorized the issuance of \$40 million in General Obligation Bonds (the "Bonds"). The net proceeds of the Bonds are intended to be used for relieving overcrowding by constructing new schools and facilities, improving technology, renovating existing school facilities, improving health and safety conditions in existing educational facilities, improving access for students and parents with disabilities, upgrading fire safety and security systems, replacing portable classrooms with permanent construction, and improving walkways, curbs, gutters, turn-arounds, crosswalks, playgrounds, and parking facilities.

\$40,000,000 Measure C Breakdown



- 2014 Measure C Authorization - 2014 Series
- 2014 Measure C Authorization - 2017 Series
- Remaining Measure C G.O. Bond Authorization

Measure C GO Bonds Balances



- Measure C Total Funds Generated
- Interest Earnings & Transfers
- Measure C Project Expenditures
- Remaining Measure C Cash Balance

GENERAL OBLIGATION BOND ELECTIONS

New Clearwater Elementary School Project Funded from Measures S & C G.O. Bonds

School Profile:

The new Clearwater Elementary School site is located on the corner of Nuevo Road and Murrieta Road in the north east area of the Perris Elementary School District. The 14.4 acre site is located in a residential neighborhood and was used as agricultural land before the District acquired it. The school will serve kindergarten through 6th grade and will have an enrollment of 750 students.

Clearwater Elementary School is the most collaboration-inspired campus the District has ever built and will serve as a springboard for future District projects. Highlights of the school include group collaboration spaces, connected indoor/outdoor teaching spaces and large amounts of shade and covered spaces to enable utilization of outdoor space for our Southern California climate. There is a Flex Lab area in the heart of the campus which connects directly to a sunken outdoor classroom via a large sliding glass door, which effectively doubles the size of the learning environment.

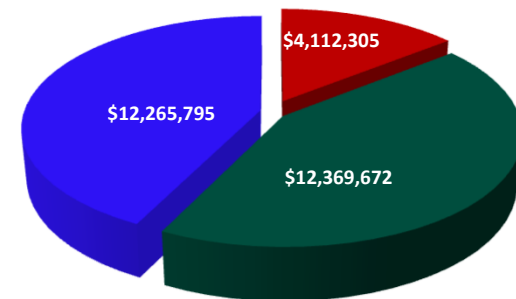
Additional Scope: Add new irrigation booster pump for playfields. Re-hydroseed playfield ultra mix. Add occupancy lighting at restrooms at kinder classrooms.

Current Status:

This project is complete.

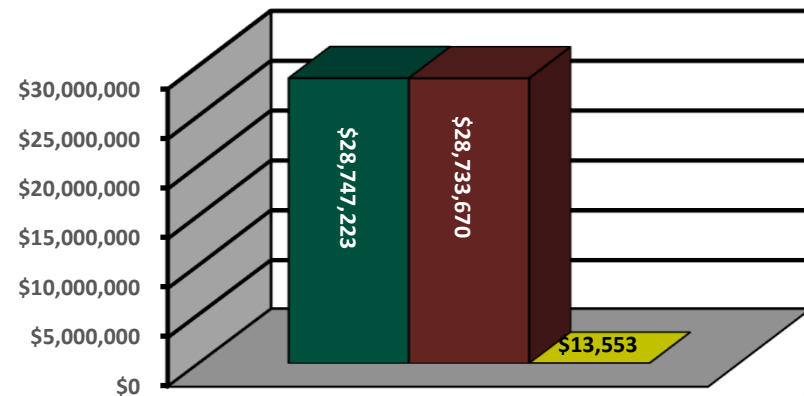
Clearwater Elementary School Funding Sources

Combined Budget = \$28,747,772



■ Measure S Funding Amount
■ Measure C Funding Amount
■ District Local Contributions From CFDs & Fund 40

Clearwater Elementary School



■ Project Budget Estimate
■ Project Expenditures
■ Remaining Budget

2014 GENERAL OBLIGATION BOND ELECTION

Clearwater Elementary School Funding Sources & Expenditures to Date

Cost Category	Project Estimated Budget	Project Commitments to Date	Project Expenditures to Date	Remaining Budget (Budget-Expenses)
PLANNING COSTS				
1 Site Development & Support Costs	\$395,742.93	\$395,742.93	\$395,742.93	\$0.00
2 Architect & Engineering Fees	1,795,809.00	1,795,809.00	1,782,756.04	13,052.96
3 DSA Fees	216,716.37	216,716.37	216,716.37	0.00
4 Preliminary Tests	7,531.52	7,531.52	7,531.52	0.00
5 Other Planning Costs	<u>225,128.47</u>	<u>225,128.47</u>	<u>225,128.47</u>	<u>0.00</u>
Total Planning Costs:	\$2,640,928.29	\$2,640,928.29	\$2,627,875.33	\$13,052.96
CONSTRUCTION COSTS				
6 Site Improvement Costs	\$24,607,948.54	\$24,607,948.54	\$24,607,948.54	\$0.00
7 Construction & Other Construction Costs	309,903.80	309,903.80	309,903.80	0.00
8 Construction Testing/Inspection Costs	214,049.00	214,049.00	213,549.00	500.00
9 Furniture & Equipment	974,393.29	974,393.29	974,393.29	<u>0.00</u>
Total Construction Costs:	\$26,106,294.63	\$26,106,294.63	\$26,105,794.63	\$500.00
COMBINED PROJECT TOTALS:	\$28,747,222.92	\$28,747,222.92	\$28,733,669.96	\$13,552.96

2014 GENERAL OBLIGATION BOND ELECTION

Clearwater Elementary School Pictures



2014 GENERAL OBLIGATION BOND ELECTION

Clearwater Elementary School – Architectural Drawings



2014 GENERAL OBLIGATION BOND ELECTION

Perris Elementary School – Modernization & New Construction Architect Drawings



2014 GENERAL OBLIGATION BOND ELECTION

Additional Priority School Projects

Project	Project Description	Status	Projected Estimated Schedule
Enchanted Hills Elementary School	Feasibility study regarding site drainage problems throughout site	Topographical survey is complete. Need a proposal from architect.	Unknown at this time. Currently developing project scope and estimated budget.
Good Hope Elementary School Modernization	Feasibility Study under way to evaluate the cost of modernization	Topographical survey is complete. A survey of utilities is complete. State funding eligibility determination is on-going.	Unknown at this time. Initial analysis on scope of work and estimated budget is underway.
Palms Elementary School Asphalt	Feasibility study regarding asphalt and concrete replacement	Architect is preparing the study. Survey of utilities is complete. Topographic survey and geotechnical survey are complete.	Feasibility study is underway. Project scope and budget are being developed. Report completion is unknown at this time.
Perris Elementary School Modernization	Modernization and new construction of school site	Project design development is in progress. Utility and topographic surveys are complete. State funding eligibility determination is on-going. Project phasing and estimated budget is in progress.	The District is in the process of determining the project scope it can afford. Project status is unknown at this time.

2014 GENERAL OBLIGATION BOND ELECTION

Measures C & S ACTIVE PROJECTS Financial Summary

	School Project Name	Project Encumbrances to Date ¹	Project Expenditures to Date	Encumbrance Balance Remaining (B + C)
	A	B	C	D
1	130 - Enchanted Hills Feasibility Study	\$12,470.00	(\$4,750.00)	\$7,720.00
2	135 - Clearwater Elementary School	28,746,151.10	(28,732,598.14)	13,552.96
3	140 - Good Hope Modernization (Feasibility Study)	20,535.00	(14,035.00)	6,500.00
4	160 - Palm Elementary Asphalt & Concrete	80,390.00	(63,955.00)	16,435.00
5	180 - Perris School Modernization & New Const.	1,885,454.10	(1,878,078.10)	7,376.00
6	520 - District Project Support	24,000.00	(15,000.00)	9,000.00
	COMBINED TOTALS:	\$30,769,000.20	(\$30,708,416.24)	\$60,583.96

¹ Reflects purchase orders/contracts that have been issued through 2/15/2018

2014 GENERAL OBLIGATION BOND ELECTION

Measures C & S COMPLETED PROJECTS Financial Summary

	School Project Name	Project Encumbrances to Date ¹	Project Expenditures to Date	Encumbrance Balance Remaining (B + C)
	A	B	C	D
1	115C - Skyview Elementary Playground Equipment	\$198,168.92	(\$198,168.92)	\$0.00
2	120C - Rob Reiner Children & Families Center	1,460.00	(1,460.00)	0.00
3	121C - Railway Elementary Roofing/Air Conditioning	295,866.09	(295,866.09)	0.00
4	130C - Enchanted Hills Elementary School	122,646.00	(122,646.00)	0.00
5	140C - Good Hope Elementary Improvements	1,956,692.53	(1,956,692.53)	0.00
6	150C - Innovative Horizons Charter School @ Nan Sanders	1,044,343.12	(1,044,343.12)	0.00
7	160C - Palms Elementary Roofing/Air Conditioning	1,913,327.71	(1,913,327.71)	0.00
8	170C - Park Avenue Elementary School	991,233.41	(991,233.41)	0.00
9	180C - Perris Elementary School	1,187,556.15	(1,187,556.15)	0.00
10	500C - Perris School District Office	305,781.50	(305,781.50)	0.00
11	510C - Nutrition Services Parking Upgrades	2,974.00	(2,974.00)	0.00
12	511C - Other District Projects	42,420.00	(42,420.00)	0.00
13	600C - Warehouse/Maintenance And Operations	103,409.45	(103,409.45)	0.00
	COMBINED TOTALS:	\$8,165,878.88	(\$8,165,878.88)	\$0.00

¹ Reflects full cost of completed projects.

GENERAL OBLIGATION BOND ELECTIONS

Measures C and S

GENERAL OBLIGATION BOND ELECTIONS

Active Projects Financial Backup

Encumbrance Report

Perris Elementary School District - G.O. Bonds

Encumbrances, Expenses and Current Liabilities

VENDOR	ENCUMBRANCE	EXPENDITURE	BALANCE	DESCRIPTION
--------	-------------	-------------	---------	-------------

130 - Enchanted Hills Feasibility Study

Chicago Title Company	\$750.00	(\$750.00)	\$0.00	Title Insurance
Kelsoe & Associates Inc	\$11,720.00	(\$4,000.00)	\$7,720.00	Land Surveying
	\$12,470.00	(\$4,750.00)	\$7,720.00	Project Totals for 130 - Enchanted Hills Feasibility Study

135 - Clearwater Elementary School

A2Z Sign Company	\$804.20	(\$804.20)	\$0.00	Sign Costs
Audio Dynamix	\$7,102.72	(\$7,102.72)	\$0.00	Technology Costs
California Dept Of Education	\$14,000.00	(\$14,000.00)	\$0.00	District Support Costs
California Geological Survey	\$3,600.00	(\$3,600.00)	\$0.00	Environmental Costs
Cdw Government, Inc.	\$124,674.77	(\$124,674.77)	\$0.00	Technology Costs
Chicago Title Company	\$750.00	(\$750.00)	\$0.00	Title Insurance
City Of Perris	\$167,050.45	(\$167,050.45)	\$0.00	Plan Check Fee
Concepts School& Office Furnishings Llc	\$737,684.60	(\$737,684.60)	(\$0.00)	Furniture Costs
Division Of State Architect	\$186,953.37	(\$186,953.37)	\$0.00	Architect Costs
Eastern Municipal Water District	\$343,266.40	(\$343,266.40)	\$0.00	Utility Costs
Epic Engineers	\$16,500.00	(\$16,500.00)	\$0.00	Consulting Costs
Epic Land Solutions Inc	\$4,750.00	(\$4,750.00)	\$0.00	Consulting Costs
Ernie Marjoram Inc	\$8,000.00	(\$8,000.00)	\$0.00	Printing Costs
Follett School Solutions Inc	\$106,249.57	(\$106,249.57)	\$0.00	Materials and Technology
Gem Industrial Inc	\$491.37	(\$491.37)	\$0.00	Construction Costs
Geotek, Inc	\$319,291.87	(\$319,291.87)	\$0.00	Materials Test & Cert Inspect
Hmc Architects School Advisors	\$1,795,809.00	(\$1,782,756.04)	\$13,052.96	Architect Costs
IDENTIFY	(\$339,863.18)	\$339,863.18	\$0.00	
Keenan & Associates	\$112,112.00	(\$112,112.00)	\$0.00	Insurance Costs
Lsa Associates Inc	\$5,286.93	(\$5,286.93)	\$0.00	Environmental Consulting
Neff Construction Inc	\$24,612,180.85	(\$24,612,180.85)	(\$0.00)	Construction Costs
Nixon Peabody Llp	\$3,390.00	(\$3,390.00)	\$0.00	Legal Costs
Play & Park Structures	\$123,356.40	(\$123,356.40)	\$0.00	Furniture & Equipment
Press Enterprise	\$379.00	(\$379.00)	\$0.00	Advertising
Riverside County Flood Control Dist	\$2,000.00	(\$2,000.00)	\$0.00	Geotechnical
So. Ca. Edison	\$94,778.62	(\$94,778.62)	\$0.00	Utility Costs
State Water Resources Control Board	\$3,011.00	(\$3,011.00)	\$0.00	Utility Costs
Susan W. Case Inc.	\$350.00	(\$350.00)	\$0.00	Site Survey
The Gas Company	\$67,410.06	(\$67,410.06)	\$0.00	Utility Costs
Tyr Inc	\$176,225.00	(\$175,725.00)	\$500.00	Construction Inspection
Vector Resources Inc	\$48,556.10	(\$48,556.10)	\$0.00	Construction Costs
	\$28,746,151.10	(\$28,732,598.14)	\$13,552.96	Project Totals for 135 - Clearwater Elementary School

140 - Good Hope Modernization (Feasibility Study)

Encumbrance Report

Perris Elementary School District - G.O. Bonds

Encumbrances, Expenses and Current Liabilities

VENDOR	ENCUMBRANCE	EXPENDITURE	BALANCE	DESCRIPTION
C Below Inc	\$11,735.00	(\$11,735.00)	\$0.00	Construction Costs
Chicago Title Company	\$1,100.00	(\$1,100.00)	\$0.00	Title Insurance
Kelsoe & Associates Inc	\$7,700.00	(\$1,200.00)	\$6,500.00	Land Surveying
	\$20,535.00	(\$14,035.00)	\$6,500.00	Project Totals for 140 - Good Hope Modernization (Feasibility Study)

160 - Palm Elementary Asphalt & Concrete

C Below Inc	\$12,190.00	(\$12,190.00)	\$0.00	Construction Costs
Chicago Title Company	\$750.00	(\$750.00)	\$0.00	Title Insurance
Cte South Inc	\$7,500.00	(\$7,500.00)	\$0.00	Inspection/Testing Costs
Hmc Architects School Advisors	\$50,000.00	(\$33,565.00)	\$16,435.00	Architect Costs
Kelsoe & Associates Inc	\$9,950.00	(\$9,950.00)	\$0.00	Land Surveying
	\$80,390.00	(\$63,955.00)	\$16,435.00	Project Totals for 160 - Palm Elementary Asphalt & Concrete

180 - Perris School Modernization & New Const.

C Below Inc	\$39,500.00	(\$39,500.00)	\$0.00	Construction Costs
Chicago Title Company	\$1,500.00	\$0.00	\$1,500.00	Title Insurance
City Of Perris	\$250.00	(\$250.00)	\$0.00	Plan Check Fee
Cte South Inc	\$15,400.00	(\$15,400.00)	\$0.00	Inspection/Testing Costs
Division Of State Architect	\$0.00	\$0.00	\$0.00	Architect Costs
Hmc Architects School Advisors	\$1,808,504.10	(\$1,808,504.10)	\$0.00	Architect Costs
Kelsoe & Associates Inc	\$15,700.00	(\$13,200.00)	\$2,500.00	Land Surveying
Severn Trent Environmental Services Inc	\$600.00	(\$600.00)	\$0.00	Environmental Costs
Southland Inspection Inc	\$4,000.00	(\$624.00)	\$3,376.00	Inspection Costs
	\$1,885,454.10	(\$1,878,078.10)	\$7,376.00	Project Totals for 180 - Perris School Modernization & New Const.

520 - District Project Support

Nigro & Nigro, Pc	\$24,000.00	(\$15,000.00)	\$9,000.00	Bond Audit
	\$24,000.00	(\$15,000.00)	\$9,000.00	Project Totals for 520 - District Project Support

	\$30,769,000.20	(\$30,708,416.24)	\$60,583.96	District Grand Totals for Perris Elementary School District - G.O. Bonds (for selected data)
--	-----------------	-------------------	-------------	--